




Sort	Apply scope
Organic material	maleic anhydride; paraffin wax; pitch; hexanolactam; m-phenylenediamine; p-nitrochlorobenzene; pyrocatechol; p-dichlorobenzene; benzenetricarboxylic anhydride; metaraminol; 1,8-diaminonaphthalene; diaminodiphenylmethane; N-phenyl maleimide; trimethylolpropane; polyethylene glycol; pentadiol; polyvinyl wax; polyvinyl acetate;TMP; paraformal-dehyde; hydroxyl steric; triphenyl phosphate (TPP) ; MS; chloromethane; etc.
Inorganic material	sulphur; vulcanized alkali; rongalite; aluminum sulfate; calcium chloride; sodium hydrate; sodium hydrosulfide; etc.
Fine chemical material	4010NA, 4020, RD, DTPD anti-aging protective; aflux; aktiplast; Z-80; plasticizing agent A; plasticizing agent B; RC series organic cobalt salt ;MOCA; leather cure assistant; surface active agent; plastic assistant; rubber additive; organic palladium salt; protective wax; etc.
Oil chemical material	sterate; fatty acid material; glycerol; DMP-100; glycerol ester of rosin; palm oil; etc.
Resin	PF resin;viscosity increase resin; terpene resin;rosin resin; bakelite; polymerized rosin; epikote; polyamide resin; petroleum resin C5-C9.
Other	hot-melt adhesive; emulsifying explosive; colla taurina; beeswax;sodium fluosilicate; thermosetting moulding compound; rubber & plastic material; decompress vessel rudimental material; electric class material; MDA; DTPT; nitro complex fertilizer; PP; high concentrated complex fertilizer; etc.

CF TYPE PASTILLATOR



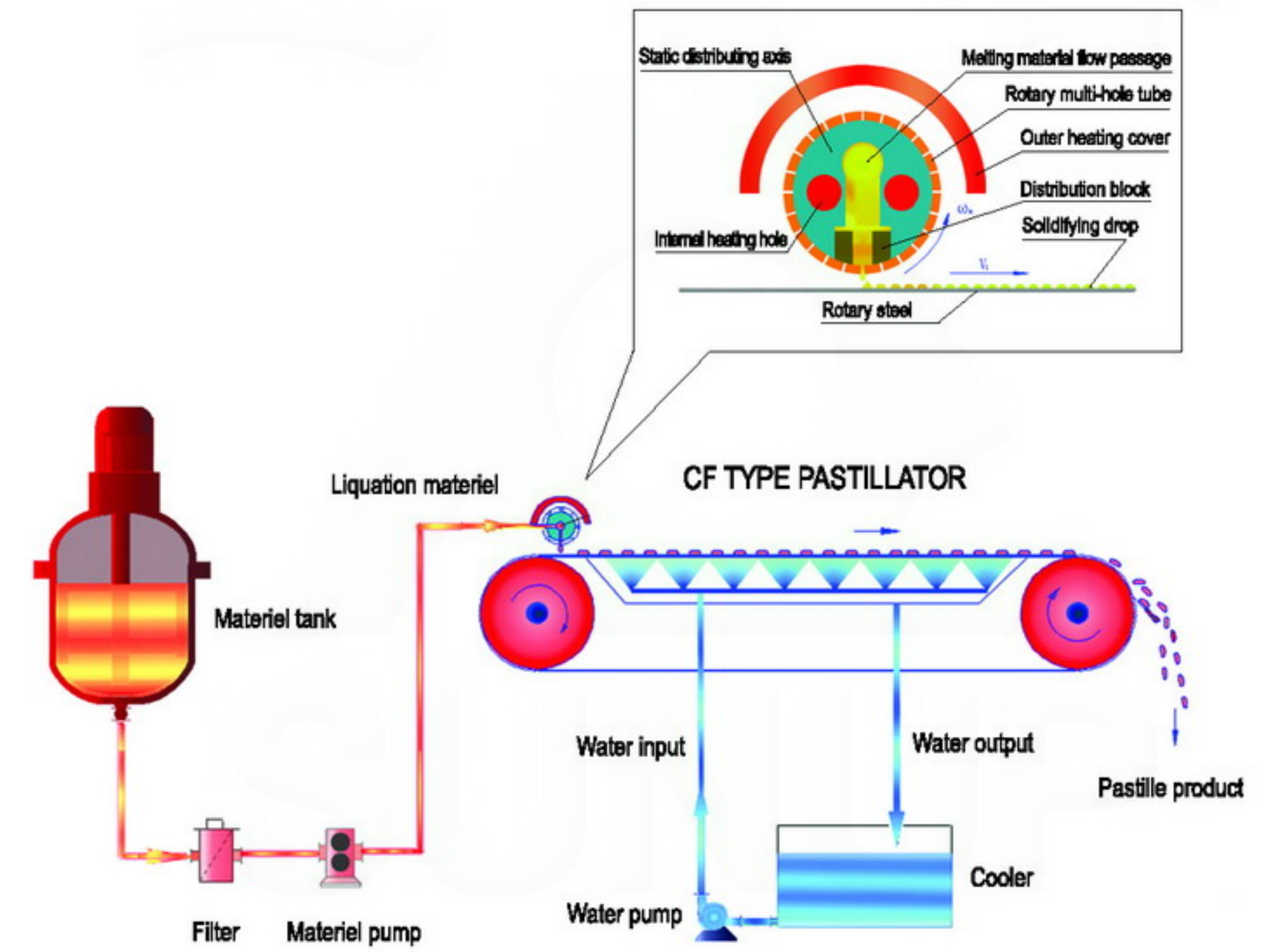
Nanjing SUNUP Granulation Equipment Co.,Ltd.
 Add: Yuhuatai District,Nanjing City,P.R.China
 P.C: 210041
 Tel: 86-25-52401353, 52885185
 Fax: 86-25-52455047, 52885188
 Net: <http://www.sunup.com.cn>
<http://www.sunup.cn>
 E-mail: webmaster@sunup.com.cn





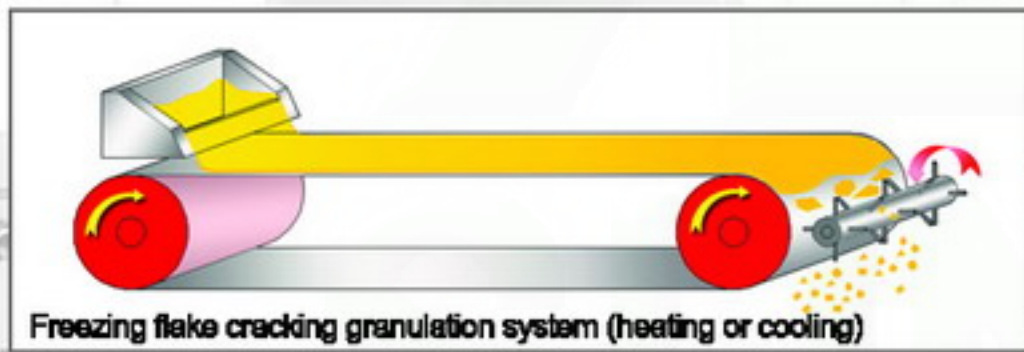
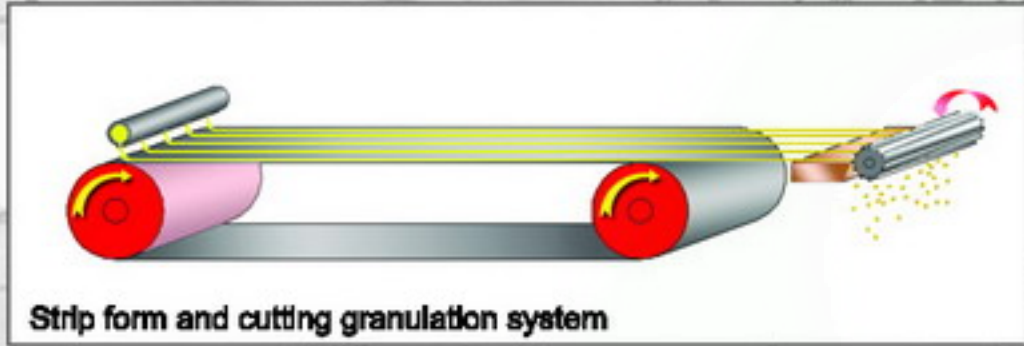
WWW.SUNUP.CN

According the character of low melt point and adhesiveness of material, CF Type Pastillator makes the molten material flowing from the distributor drop to the steel belt moving at a uniform velocity. With forced spray cooling system under steel belt, material is cooled and solidified rapidly in the process of convey, and form pastille. Because of difference of material property and usage of product, different distributor can be adopted, such as break drop, continuous strip and slabs, and get products with hemispheric, block and flake shape.

The equipment also use in cooling or heating of fines material or bulk material.



Typical flow chart



1. Liquid drops are quickly and regularly cut apart from continuous liquid flow by distributor, dropped on the steel belt uniformly and form hemispheric pastille by force of surface tension and adhesiveness. According adjust rotation speed of distributor and steel belt, the pastille size can be changed.
2. According forced spray cooling with transmission of steel belt, the melted material will be cooled down rapidly, and form pastille uniformly distributed on steel belt. These pastille is easy to package, transport and use. The process achieve continuous solidify and form pastille, and production efficiency is higher.
3. Because of bend of steel belt at discharge end, the solidified particle is easy flake away from steel belt with little dust, and its shape will not be cracked. The process will improve the working condition and environment of production and operation.
4. Full automation control may be applied in the process to insure the temperature, flow rate and pressure of material, and this will prove the stabilization of material, insure stabilization of whole system.
5. Speed of distributor and steel belt is controlled by invertors, can be changed with different material and operation condition.
6. The frame is modular structure, the quantity of frame segment is determined according the property and cooling speed of material. The frame is easy to transport and erection in site, and easy fulfill the special requirement of material.
7. CF type pastillator is also widely used in the process of fines powder material and bulk material cooling down or heating up, crystal and vaporizing rapidly. Its advantage is higher efficiency, no dead angle, little dust, continuous and stable operation, and large operation elasticity.
8. CF type pastillator have several patent and special processing technology, such as symmetry complete inner mechanical sealed distributor, shock excitation type distributor, modularized frame structure, quick install machine of loop steel belt and so on, all these patent and technology insured the good quality and preminence in technology for CF pastillator.





01



05



06



07



02



03



04

- 01.SINOPEC Tianjin Petrochemical Corporation
- 02.SINOPEC Jingmen Petrochemical Corporation
- 03.Control System
- 04.Jinan Shengquan Hepworth Chemical Co.,Ltd.
- 05.Glti Pasand Industrial Group
- 06.Sood Paper & Allied Chemicals
- 07.Rhein Chemie (Qingdao) Co.,Ltd.
- 08.ACE Sulfert (Lianyungang) Co.,Ltd.



08




Achievements



- 01. Wuzhou Sun Shine Forestry & Chemicals Co.,Ltd. of Guangxi
- 02. Yunnan Furui Chemical Co., Ltd.
- 03. Yankuang Cathay Coal Chemicals Co., Ltd.
- 04. Shanghai Zhongle Oil Chemical Engineering Co.,Ltd.
- 05. PetroChina Southwest Oil & Gasfield Company Chongqing General Natural Gas Purifying Plant (Zhongdian Plant)
- 06. SINOPEC Beijing Yanshan Petrochemical Co.,Ltd.
- 07. PetroChina Southwest Oil & Gasfield Company Chongqing General Natural Gas Purifying Plant (Yinjin Plant)
- 08. SINOPEC Fujian Petrochemical Co.,Ltd.
- 09. SINOPEC Jinling Petrochemical Co.,Ltd.





Series	Specification	Effective cooling area (m ²)	Main/assist motor power (kw)	Dimension (mm)	Weight (kg)	Productive capacity (kg/h)
CF0.5 series	CF0.5-2.0-1	2.0	1.5/1.5	6240 × 1180 × 1860	1240	~72
	CF0.5-3.6-2	3.6	1.5/1.5	9520 × 1180 × 1860	1860	~130
	CF0.5-5.2-3	5.2	1.5/1.5	12800 × 1180 × 1860	2280	~185
	CF0.5-6.8-4	6.8	2.2/1.5	16080 × 1180 × 1860	2900	~248
CF0.6 series	CF0.6-2.4-1	2.4	1.5/1.5	6240 × 1280 × 1860	1410	~86
	CF0.6-4.4-2	4.4	1.5/1.5	9520 × 1280 × 1860	2110	~158
	CF0.6-6.4-3	6.4	1.5/1.5	12800 × 1280 × 1860	2810	~230
CF1.0 series	CF1.0-7.2-2	7.2	2.2/2.2	9520 × 1680 × 1860	2680	~258
	CF1.0-10.4-3	10.4	2.2/2.2	12800 × 1680 × 1860	3520	~370
	CF1.0-13.6-4	13.6	3.0/2.2	16080 × 1680 × 1860	4360	~485
	CF1.0-16.8-5	16.8	4.0/2.2	19360 × 1680 × 1860	5200	~600
CF1.2 series	CF1.2-20.0-6	20.0	4.0/2.2	22640 × 1680 × 1860	6040	~720
	CF1.2-9.5-2	9.5	2.2/2.2	9520 × 1880 × 1860	3010	~340
	CF1.2-13.5-3	13.5	2.2/2.2	12800 × 1880 × 1860	4010	~480
	CF1.2-17.5-4	17.5	3.0/2.2	16080 × 1880 × 1860	5010	~630
	CF1.2-21.5-5	21.5	4.0/2.2	19360 × 1880 × 1860	6010	~770
	CF1.2-25.5-6	25.5	4.0/2.2	22640 × 1880 × 1860	7010	~910
CF1.5 series	CF1.2-29.5-7	29.5	5.5/2.2	25920 × 1880 × 1860	8010	~1060
	CF1.5-16.6-3	16.6	3.0/2.2	12800 × 2180 × 1860	4570	~590
	CF1.5-21.6-4	21.6	4.0/2.2	16080 × 2180 × 1860	5770	~770
	CF1.5-26.6-5	26.6	4.0/2.2	19360 × 2180 × 1860	6970	~950
	CF1.5-31.6-6	31.6	4.0/2.2	22640 × 2180 × 1860	8170	~1130
	CF1.5-36.6-7	36.6	5.5/2.2	25920 × 2180 × 1860	9370	~1310
	CF1.5-41.6-8	41.6	5.5/2.2	29200 × 2180 × 1860	10570	~1490
	CF1.5-46.6-9	46.6	7.5/2.2	32480 × 2180 × 1860	11770	~1670
	CF1.5-51.6-10	51.6	7.5/2.2	35760 × 2180 × 1860	12970	~1850

Note: 1. Productive capacity is calculated with normal paraffin wax. The productive capacity will change largely if property of material and cooling condition changed. Also, the specification can change according requirement of material

2. Specification explain: CF --

Quantity of cooling segment
Effective cooling area (m²)
Width of steel belt (m)
Cooling Forming

3. Maximum capacity for some typical material: Sulphur > 6ton/hr. Wax or fatty alcohol > 2ton/hr. Resin or compound fertilizer > 4ton/hr